

SyTech iSPACE: Component Identification

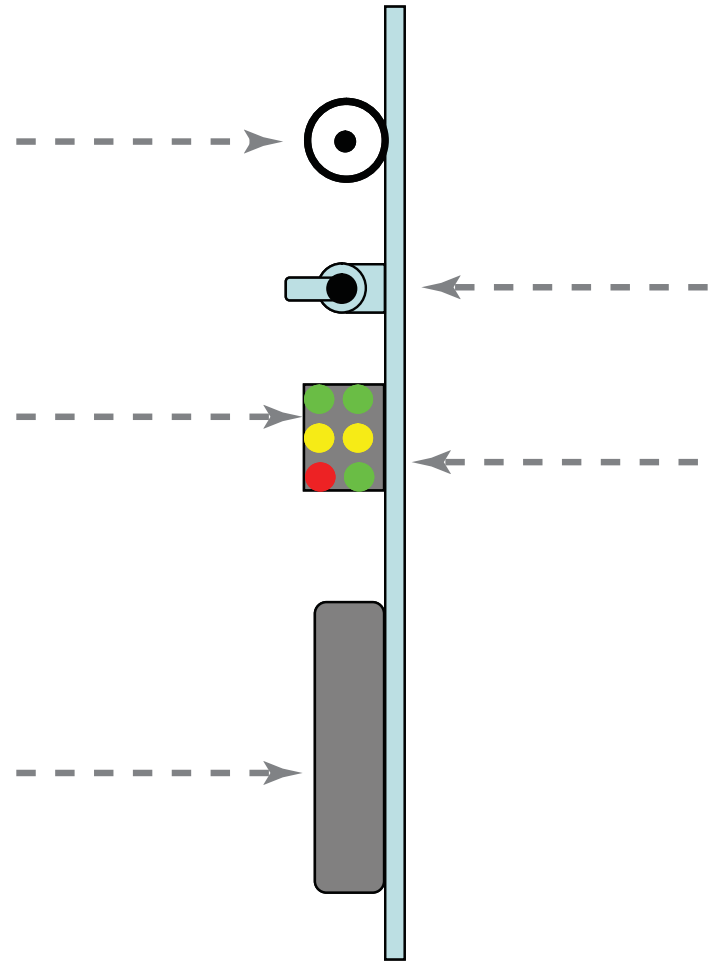
RF Connector
 Type: TNC(F)
 Impedance: 50 Ohms

Status Indicators



3VDC	4VDC
RXD	TXD
Red Status	Green Status

External connections available via-DB 15(F)

- Pin 1: Output, RS-232, CD
- Pin 2: Output, RS-232, TXD
- Pin 3: Input, RS-232, RXD
- Pin 4: Input, RS-232, DTR
- Pin 5: Ground
- Pin 6: NC
- Pin 7: Output, 128mVrms, Audio (balanced)
- Pin 8: Input, 43.5mVrms, Audio (balanced)
- Pin 9: Output, RS-232, DSR
- Pin 10: Input, RS-232, RTS
- Pin 11: Output, RS-232, CTS
- Pin 12: Output, RS-232, RI
- Pin 13: Ground
- Pin 14: Output, 128mVrms, Audio (balanced)
- Pin 15: Input, 43.5mVrms, Audio (balanced)



iDEN Module Function Switch

Enabled  (To the Left)
 Disabled  (To the Right)

Status Indicators

3VDC LED: Steady Green 3VDC OK
4VDC LED: Steady Green 4VDC OK
RXD LED: Flickering Yellow Data from Host
TXD LED: Flickering Yellow Data to Host
Red Status LED: See Below
Green Status LED: See Below

Alternating Red and Green – Flashstrap
 Fatal Error was detected during power-up.

Flashing Red – Registering, the device is registering with the carrier's network. Please wait.

Steady Red – No Service.

Flashing Red and Green (together) – Unit registered, No packet data service. (no phone service).

Flashing Green – In Full service (phone, DC, GC)

Steady Green – In Use.